

## [LATTICE]

### R80 LED Track Light



Gen.1



Gen.2



#### [R80]

is the signature product of LUMAN®, with classic seamless designed for 20 - 45W. The uni-body is formed by cold-forging of pure aluminum, ensuring excellent heat dissipation even up to 45W, whilst retaining aesthetic slim size and properties.

- ◆ Body color : black/white/silver
- ◆ Beam angle: 19° / 25° / 40° / 50°
- ◆ High efficiency COB LED, with wide range options in CRI / CCT / special applications (LED options: **LUMAN** / **CITIZEN** / **TRIDONIC** / **PHILIPS** or equivalent )
- ◆ High stability with up to 5 year warranty / 50,000 hours lifetime (Driver option: **LUMAN** / **PHILIPS** / **TRIDONIC** / **MW MEAN WELL** or specified )



#### Effective Uni-body Heat Sink

Perfect heat sink design to ensure long lifetime on LED and driver

## [LATTICE]

### R80 LED Track Light

#### Dimensional Drawing

Model	R80
Dia.	Ø 80
TH	255
TL	210
TW	64
H	138

\*Unit = mm

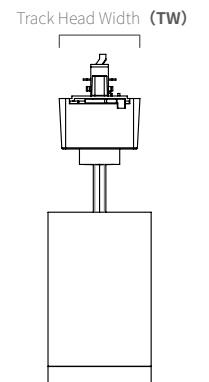
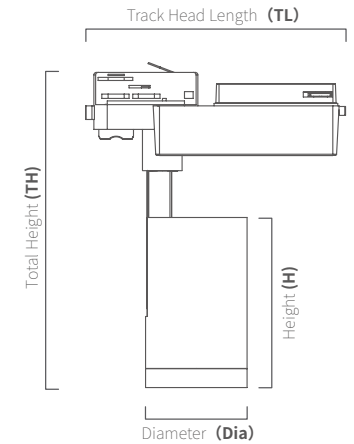


#### Environmental Properties

Operating Temperature	-10°C ~ +40°C
Storage Temperature	-40°C ~ +60°C
Life time	50,000 hours

#### Mechanical Properties

Body	Aluminum
Base	Track System
Weight	1kg

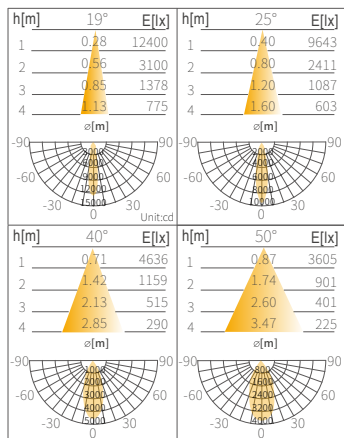


# [LATTICE]

## R80 LED Track Light

### Technical Operation Data

#### • POWER:32W, 4000K



	LM-R8W32-CNxyz	LM-R8D32-CNxyz
<b>LUMINOUS FLUX</b>	2600lm	2800lm
<b>COLOR</b>	Warm White	Day White
<b>CCT</b>	3000K	4000K
<b>CRI</b>	>83	>83
<b>RADIANCE ANGLE</b>	19° /25° /40° /50°	19° /25° /40° /50°
<b>VOLTAGE(AC)</b>	220-240V 50/60Hz	220-240V 50/60Hz

	LM-R8N32-CNxyz
<b>LUMINOUS FLUX</b>	2800lm
<b>COLOR</b>	Neutral white
<b>CCT</b>	5000K
<b>CRI</b>	>83
<b>RADIANCE ANGLE</b>	19° /25° /40° /50°
<b>VOLTAGE(AC)</b>	220-240V 50/60Hz

	LM-R8W32-DNxyz	LM-R8D32-DNxyz
<b>LUMINOUS FLUX</b>	2300lm	2500lm
<b>COLOR</b>	Warm white	Day white
<b>CCT</b>	3000K	4000K
<b>CRI</b>	>93	>93
<b>RADIANCE ANGLE</b>	19° /25° /40° /50°	19° /25° /40° /50°
<b>VOLTAGE(AC)</b>	220-240V 50/60Hz	220-240V 50/60Hz

	LM-R8N32-DNxyz
<b>LUMINOUS FLUX</b>	2500lm
<b>COLOR</b>	Neutral white
<b>CCT</b>	5000K
<b>CRI</b>	>93
<b>RADIANCE ANGLE</b>	19° /25° /40° /50°
<b>VOLTAGE(AC)</b>	220-240V 50/60Hz

Remark:

'x' (Rail fixture adaptor) = '0' (2-Phase Track) / 'K' (4-phase track)

'y' (Lamp body color) = 'W' (white) / 'D' (Dark) / 'S' (Silver)

'z' (Indicated beam angle) = '2' (19°) / '3' (25°) / '4' (40°) / '5' (50°)

C: Ra> 83

D: Ra> 93

Please contact us for other specification information.



Apple Store, Hungary